



Registering for a cGO Account

Step 1

You must register an account with the NYS Gaming Commission before you can use cGO (Charitable Gaming Online). You will need your organization's NYS Gaming Commission Games of Chance ID Number or Bingo ID Number and a valid email address. Only one email address can be registered to an organization. If the email address registered for your organization is no longer valid contact the Gaming Commission's Division of Charitable Gaming to request a change. Contact information can be found on the Commission's website at <http://www.gaming.ny.gov/contact.php>.



Charitable Gaming Online



Message Center
No active messages at this time.

Release Notes
03/31/2014 (v 1.01)
Anticipated release date.

Help
Instructions for Submitting Your Organization's GC7Q (Adobe PDF)

Registered User Login
Not registered? [Click here](#)


Email:

Password:


[Forgot your password?](#)

Step 2

Enter your organization's four-part NYS Gaming Commission ID Number and click **Submit**.



Charitable Gaming Online



Register for a cGO Account

Any member or representative of a charitable organization licensed by the NYS Gaming Commission to operate games of chance or bingo occasions can register for a cGO account.
Please enter the ID number issued by the NYS Gaming Commission for the organization you represent:

Select the type of ID Number: Games of Chance Bingo


Enter the 4-part ID number: - - -

You can find the organization's Gaming Commission ID number in the top right corner of the [License to Conduct Bingo Games](#) or [License to Conduct Games of Chance](#).


Identification Number (From Registration Form)
- ### - ### -
Municipal License Number
AMOUNT OF FEE PAID

Step 3

If the ID number you entered is valid a confirmation message will appear. Click **Submit** to continue.



Charitable Gaming Online





Register for a cGO Account

The ID Number you entered, xx-xxx-xxx-xxxxx , corresponds to *Your Organization*.
If this is the correct organization, click Submit. If it is not the correct organization please call the NYS Gaming Commission's Division of Charitable Gaming for assistance. Contact information can be found here: <http://www.gaming.ny.gov/contact.php>.

Step 4

Enter a valid email address and your desired password. Note that your password must be 6 or more characters long and contain all of the following:

- one (1) or more capital letters;
- one (1) or more lowercase letters;
- one (1) or more numbers.



Charitable Gaming Online

Register for a cGO Account Cancel

Enter a valid email address and create a password an account for *Your Organization*.
Passwords must be six (6) or more characters long and must contain all of the following:
a number, a capital letter, and a lowercase letter.

Email Address:



Re-type email address:

Password:

Confirm your password:

Step 5

You may not log on to cGO.



Charitable Gaming Online

Register for a cGO Account

Your account has been successfully created. You may now log on to cGO by clicking here: <http://cGO.gaming.ny.gov>

Documentation for cGO v1.01. Current as of 03/2014.